

GUAM

ANNUAL STATISTICAL REPORT

1973

LIBRARY
Department of Public Health
and Social Services
Agana, Guam



DEPARTMENT OF PUBLIC HEALTH & SOCIAL SERVICES

Franklin S. Cruz, A.C.S.W. - Director

Office of Vital Statistics Staff:

Julita V. Santos - Territorial Registrar
Edward C. Torres - Statistical Worker
Miguel S. Tajalle - Statistical Worker
Joseph A. Nauta - Clerk
Elpidia C. Tenorio - Card Punch Operator
Isabel Q. Sablan - Clerk

Government of Guam P.O. Box 2816

Agana, Guam 96910

TABLE OF CONTENTS

	<u>PAGE NO.</u>
A. <u>FOREWORD</u>	1
B. <u>SUMMARY</u>	
Comparative summary of vital events	2
Births to mothers 18 years and under	A-B
C. <u>NATALITY</u>	
Live Births by Place of Occurrence and Month of Birth	3
Live Births by Sex and Race	4
Live Births by Place of Birth and Mother's Birthplace	5
Live Births by Parents' Birthplace	6
Live Births by Mother's Birthplace, Illegitimacy and Ratio to Total Births	7
Live Births Reallocated to usual Residence of mother, Mother's Birthplace and Birth Rate by Village	8
Live Births Reallocated to usual Residence and Age of Mother	9
Live Births by Age of Parents	10
Live Births by Age of Mother-by Legitimacy and Sex	11
Live Births by Age of Father-by Legitimacy and Sex	12
Live Births by Race of Mother and Month of First Prenatal Visit	13
Live Births by Month of First Prenatal Visit and Number of Children born to Mother	14
Live Births by Age of Mother and Birth Order	15
Live Births by Type and Gestational Age	16
Live Births by Weight at Birth and Gestation Period	17
Live Births by Age of Mother and Live Birth Weight	18
Live Births by Weight and Birth Order	19
Live Births by Education of Mother and Number of Children born to Mother	20
Live Births by Education of Father and Number of Children born to Mother	21
Live Births by Age of Mother and Sex of Child	22
Illegitimate Live Births by Age of Mother and Number of Children born to Mother	23
Illegitimate Live Births by Birthplace and Age of Mother	24
Illegitimate Live Births by Birthplace of Mother and Month of First Prenatal Visit	25
Illegitimate Live Births by Education of Mother and Number of Children born to Mother	26
D. <u>MORTALITY</u>	
Total Deaths by Sex and Percent	27
Total Deaths by Sex, Place and Percent	27
Total Deaths by Place and Month of Occurrence	28
Deaths by Age and Sex	29
Distribution of Deaths by Age	30

	<u>PAGE NO.</u>
Deaths Reallocated to the "Usual Residence" of Deseased at Time of Death and Death Rate by Village	31
Total Deaths by Race, Age and Sex	32
Deaths from Specific Cause by Age and Sex	33
Total Deaths by Race, by Method of Disposition, and Autopsy Performed	34
Deaths by Age, Marital Status and Sex	35
Deaths by Age and Sex (Urban & Rural)	36
Infant Deaths by Month of Death	37
Infant Deaths by Race of Mother, by Month of Prenatal Visit	38
Infant Deaths by Age, Sex and Place of Death	39
Fetal Deaths by Sex and by Month	40
Fetal Deaths by Birthplace of Parents	41
Fetal Deaths by Age of Mother and Birth Order	42
Fetal Deaths by Cause and Gestation Period	43
Deaths from Major Cardiovascular Renal Diseases by Sex and Age	44
Tuberculosis Deaths by Age, Sex and Race	45
Accidental Deaths by Type and Month	46
Motor Vehicle Fatalities by Sex and Age	47
The Ten (10) Leading Causes of Death	48
E. <u>MARRIAGES</u>	
Marriages by Month of Marriage	49
Marriages by Place and Month of Occurrence	50
Marriages by Previous Marital Status of Bride and Groom	51
Marriages by Age and Previous Marital Status of Bride and Groom	52
Marriages by Age of Bride and Groom	53
Marriages by Race of Groom and Race of Bride	54
Marriages by Birthplace of Bride and Groom	55
Marriages by Residence of Bride and of Groom	56
F. <u>ADOPTIONS</u>	
Adoptions by Month	57
G. <u>DIVORCES</u>	
Divorces and Annulments by Month of Occurrence	58
Divorces and Annulments by Number of Children Reported under 18 years of Age	58
Divorces by Age of Husband and Age of Wife	59
Divorces by Duration of Marriages and Number of Children	60
Divorces by Duration of Marriages and Age of Husband and Wife	61
Divorces and Annulments by Legal Grounds and Duration of Marriages	62

Divorces Granted	63
H. <u>OTHER ACTIVITIES</u>	
Family Planning	64
Nursing - Women's Health Services	65
Nursing - General Clinic Services	66
Nursing - Immunization	67
Laboratory - Examinations Performed	68
Zoonosis Control	69
Hearing and Speech Center	70-71
Crippled Children's Services	72
I. <u>APPENDIX</u>	
Map of Guam	73
Certificate of Live Birth	74
Certificate of Death	75
Certificate of Fetal Death	76
Certificate of Marriage	77
Certificate of Divorce or Annulment	78

FOREWORD


This volume is the fourth edition of the Annual Statistical Report prepared in booklet, printed form. It contains data compiled from certificates registered with the Office of Vital Statistics (these certificates can be found on the back).

Births. The year ended with only a very slight increase in live births with a total of 3234 as compared to 3206 in 1972. The birth rate as calculated on the basis of every 1,000 population (per 104,572 as released by Department of Commerce) was 30.9. Deliveries at the civilian hospital totaled 2347 leaving 886 deliveries in the military hospital with one (1) home delivery. Out of 3234 live births for the year, a total of 319 were from mothers 18 years and under, the youngest mother being 12 years old. There were 7 live births from mothers under 15 years which are all first born and illegitimates. Illegitimate births totaled 466 as compared to 394 for 1972.

Deaths. There were 435 deaths for 1973, 26 more from previous year and with a rate of 4.2 per every 1,000 population. Infant mortality rate was 23.2 which is an increase as compared to 15.3 for 1972. The fetal death was 33 with a rate of 10.2. Out of 33 deaths, asphyxia was the main ill-defined condition and accounted for 13 deaths.

Marriages. A total of 2510 marriages were performed for the year giving a rate of 24.0 per 1,000 population. The marriage rate for 1972 was 22.9. As indicated in the previous year, Japan came out again with the highest number having 1491 marriages. Guam is still on the second place.

Divorces. This is the second year since we have started compiling statistics on divorces and annulments. For the year, divorces and annulments numbered 132 giving a rate of 1.3 per 1,000 population. Out of the 132 cases recorded, 72 or 60 percent were from couples with one or more children under 18 years of age. The ages between 30-34 accounted for the highest number of divorces. A one - year interlocutory provision is applicable in Guam.



SUMMARY OF VITAL STATISTICS
GUAM, M. I.

	1971		1972		1973	
	NO.	RATES	NO.	RATES	NO.	RATES
Live Births	3068	34.4	3206	35.1	3234	30.9
Legitimate	2726	30.6	2812	30.8	2767	26.5
Illegitimate	342	111.5	394	122.9	466	144.1
Deaths	364	4.1	409	4.5	435	4.2
Infant Deaths	63	20.5	49	15.3	75	23.2
Neonatal Deaths	21	6.8	-	-	-	-
Maternal Deaths	-	-	-	-	-	-
Fetal Deaths	38	12.4	36	11.2	33	10.2
Marriages	1585	17.8	2095	22.9	2510	24.0
Divorces	91	1.0	109	1.2	100	1.0
Adoption	57	0.6	162	1.8	180	1.7

* Birth and death rates per 1,000 population, (104,572, Department of Commerce) maternal, and fetal death rates per 1,000 live births.

Deliveries to Mothers Below 18 Years Old
(1972)

I Number of women below 18 years old
Under 15 years ----- 7
15 to 18 years ----- 472
Total ----- 479 (14.94%)
Total live Births - (1972) - 3206

II Legitimacy of Birth
Legitimate ----- 329 (69%)
Illegitimate ----- 150 (31%)

The 7 mothers under 15 years old are all illegitimate and first born.

III Number of Illegitimate live births born to mothers 19 years and below
First ----- 135
Second ----- 11
Third ----- 3
Fourth ----- 2
Fifth ----- 1

IV Number of Premature birth to mothers below 18 years old.
Legitimate - below 5 lbs. ---- 43
5 lbs to 5 lbs 7 oz. ---- 18
Total ----- 41
(12%)

Illegitimate - below 5 lbs. ---- 12
5 lbs to 5 lbs 7 oz. ---- 12
Total ----- 24
(16%)

Total premature births 65 (13.5%)

V Number of women with complications during pregnancy, delivery and post-partum. e.g. post-partum hemorrhage, pre-eclampsia, C-section delivery, etc.
Legitimate ----- 86 (26%)
Illegitimate ----- 51 (34%)
Total ----- 137 (28.6%)

SUMMARY

1973 Births (Legitimate and Illegitimate)
Mothers - 18 years and Under

I Number of women below 18 years old
12 years ----- 1
13 years ----- 1
14 years ----- 5
15 years ----- 17
16 years ----- 44
17 years ----- 114
18 years ----- 138
Total 320 (9.9%)
Total Live births 3234

II Legitimacy of Birth
Legitimate ----- 187 (58.6%)
Illegitimate ----- 133 (41.7%)

The 7 mothers under 15 are all illegitimate and first born.

III Birth order for mothers age 15-18
First ----- 264
Second ----- 47
* Third ----- 1
** Fourth ----- 1
313

* (17yrs. - Legitimate)
** (18yrs. - Legitimate)

IV Premature Births
Legitimate - below 5 lbs. ---- 15
5 lbs.- 5 lbs. 7 oz. ---- 7
Total ----- 22
(11.8%)

Illegitimate - below 5 lbs ---- 16
5 lbs.- 5 lbs. 7 oz. ---- 7
Total ----- 23
(17.3%)

Total premature births 44

V Number of women with complications related to pregnancy
Legitimate
C-Section ----- 15
Pre-eclampsia ----- 3
Urinary tract infection- 2
PP Hemorrhage ----- 0
Nerves ----- 1
High blood pressure --- 1
Total ----- 22 (11.8%)
Illegitimate
C-Section ----- 17
PP hemorrhage ----- 1
18 (13.6%)



VI First Prenatal Visit
Legitimate --at sixth month - 56(17%)
 Four and five month-101 (30%)
 No prenatal care--5 (1.5%)
 Illegitimate--at seventh month-31(20%)
 5th and 6th month-----51 (34%)
 No prenatal care-----11 (7%)

VI First Prenatal Visit
Legitimate
 4th and 5th month ----- 64 (34.2%)
 6th ----- 30 (16.1%)
 7th ----- 22 (11.8%)
 8th ----- 9 (4.8%)
 9th ----- 4 (2.2%)
 No prenatal ----- 5 (2.7%)
 133

Illegitimate
 4th and 5th month ----- 39 (29.5%)
 6th ----- 26 (19.7%)
 7th ----- 22 (16.7%)
 8th ----- 13 (9.8%)
 9th ----- 2 (1.5%)
 No prenatal ----- 16 (12.0%)
 118

VII Birth of next baby in one year
 Legitimate -----48 (14.6%)
 Illegitimate ----- 6 (4%)

VII Birth of next baby within a year
 Legitimate ----- 19 (10.2%)
 Illegitimate ----- 10 (7.6%)



NATALITY
LIVE BIRTHS BY PLACE OF OCCURRENCE AND MONTH OF BIRTH
GUAM,

PLACE OF OCCURRENCE	Total Reported	M O N T H O F B I R T H											
		JAN	FEB	MAR	APR	MAY	JUNE	JULY	AUG	SEPT	OCT	NOV	DEC
Total Reported	3234	298	256	248	233	244	250	271	291	269	299	282	293
Guam Memorial Hospital	2347	224	193	176	171	187	170	198	222	190	223	198	195
U. S. Naval Hospital	886	73	63	72	62	80	73	69	79	76	84	98	
Other Guam	1	1	0	0	0	0	0	0	0	0	0	0	0

NATALITY

LIVE BIRTHS BY SEX AND RACE FOR - 73

RACE	MALE	FEMALE	NOT REPORTED
GUAMANIAN	587	513	-
MICRONESIAN	50	44	-
CAUCASIAN	391	388	-
FILIPINO	323	327	-
NEGRO	19	15	-
JAPANESE	19	10	-
CHINESE	9	12	-
OTHER ASIAN	9	8	-
ALL OTHERS	19	12	-
NOT REPORTED	242	236	1
TOTAL	1668	1565	1

NATALITY
LIVE BIRTH BY PLACE OF BIRTH AND MOTHER'S BIRTHPLACE - 1973

MOTHER'S BIRTHPLACE	TOTAL ALL PLACES	P L A C E O F B I R T H				NOT REPORTED
		G.M. Hospital	U.S.N. Hosp.	OTHER	OUTSIDE	
NOT REPORTED	2	2	0	0	0	0
GUAM	1590	1441	149	0	0	0
TRUST TERRITORY	170	149	20	1	0	0
U.S.A.	696	153	543	0	0	0
PHILIPPINES	582	478	104	0	0	0
ALL OTHER	167	106	61	0	0	0
JAPAN	27	18	9	0	0	0
T O T A L	3234	2347	886	1	0	0

NATALITY

LIVE BIRTHS BY PARENTS' BIRTHPLACE FOR 1973

MOTHER'S BIRTHPLACE	TOTAL ALL PLACES	FATHER'S BIRTHPLACE						UNKNOWN
		GUAM	U.S.A	TRUST TERRITORY	PHILIPPINES	OTHER	JAPAN	
NOT REPORTED	2	-	-	-	-	-	-	2
GUAM	1590	950	90	47	100	8	1	394
TRUST TERRITORY	170	56	23	45	4	1	-	41
U.S.A.	696	65	579	3	9	12	-	28
PHILIPPINES	582	15	27	3	519	2	-	16
ALL OTHER	167	23	65	2	7	68	-	2
JAPAN	27	2	9	1	2	-	11	2
TOTAL ALL PLACES	3234	1111	793	101	641	91	12	485

NATALITY

LIVE BIRTH BY MOTHER'S BIRTHPLACE, ILLEGITIMACY AND RATIO TO TOTAL BIRTHS - 73

MOTHER'S BIRTHPLACE	TOTAL ALL PLACES	L E G I T I M A C Y								RATIO TO TOTAL BIRTHS
		L E G I T I M A T E			I L L E G I T I M A T E			UNKNOWN	RATIO TO TOTAL BIRTHS	
		MALE	FEMALE	UNKNOWN	MALE	FEMALE	UNKNOWN			
NOT REPORTED	2	0	0	0	0	2	0	0	.0 to 0	1.0 to 1
GUAM	1590	639	571	0	192	187	1	0	8.3 to 1	8.5 to 1
TRUST TERRITORY	170	70	59	0	19	22	0	0	8.9 to 1	7.7 to 1
U.S.A.	696	344	327	0	14	11	0	0	49.7 to 1	63.3 to 1
PHILIPPINES	582	287	281	0	7	7	0	0	83.1 to 1	83.1 to 1
ALL OTHER	167	80	84	0	1	2	0	0	167.0 to 1	83.5 to 1
JAPAN	27	15	11	0	0	1	0	0	.0 to 0	27.0 to 1
T O T A L	3234	1435	1333	0	233	232	1	0	13.9 to 1	13.9 to 1

NATALITY - 73
LIVE BIRTHS REALLOCATED TO USUAL RESIDENCE OF MOTHER
(MOTHER'S BIRTH PLACE AND BIRTH RATE BY VILLAGE)

MOTHER'S USUAL RESIDENCE	MOTHER'S BIRTHPLACE							POPULATION	BIRTH RATE		
	TOTAL	GUAM	T.T.	U.S.A.	P.I.	OTHER	JAPAN			UNKNOWN	
NOT REPORTED	9		1	1	2	4	1	-	-	-	-
AGANA	79	30	6	14	21	8	-	-	1,259	62.7	
AGANA HEIGHTS	107	68	6	17	12	4	-	-	4,075	26.3	
AGAT	180	114	10	15	33	7	1	-	8,821	20.4	
ASAN	76	48	6	6	15	1	-	-	2,146	34.9	
BARRIGADA	199	139	13	18	17	10	2	-	6,456	30.8	
CHALAN PAGO ORDOT	118	89	12	5	6	4	2	-	3,209	36.1	
DEDEDO	576	247	25	56	216	29	3	-	16,000	36.1	
INARAJAN	84	79	-	4	-	1	-	-	2,484	33.8	
MANGILAO	147	79	16	29	21	1	1	-	6,000	24.7	
MERIZO	78	71	1	3	2	-	-	1	2,042	38.2	
MONGMONG-TOTO-MAITE	180	99	14	29	26	12	-	-	3,177	56.7	
PITI	58	42	3	2	9	2	-	-	1,463	39.6	
SANTA RITA	82	54	1	11	14	2	-	-	4,096	20.0	
SINAJANA	125	99	5	9	7	3	1	1	5,000	25.0	
TALOFORO	84	66	4	11	-	3	-	-	1,965	42.7	
TAMUNING	305	84	20	66	90	38	7	-	16,340	18.7	
UMATAC	39	37	1	-	-	1	-	-	1,222	68.9	
YIGO	113	51	10	27	23	1	1	-	4,300	26.3	
YONA	95	79	4	6	3	2	1	-	3,000	31.7	
MILITARY AREA	491	13	9	362	63	37	7	-	-	-	
TRUST TERRITORY	7	-	2	4	-	-	1	-	-	-	
U.S.A.	2	1	1	-	-	-	-	-	-	-	
TOTAL	3234	1590	170	696	582	167	27	2	93,055	34.8	

* AS RELEASED BY CHIEF COMMISSIONER'S OFFICE. VILLAGE BREAKDOWN NOT AVAILABLE AT DEPARTMENT OF COMMERCE.
** AS PER 1,000 POPULATION

NATIVITY - BIRTHS REALLOCATED - TO USUAL RESIDENCE - AND AGE OF MOTHER 73

USUAL RESIDENCE	TOTAL	UNDER 15	AGE OF MOTHER										50 & OVER	UNK			
			15-19	20-24	25-29	30	34	35-39	40-44	45-49							
NOT REPORTED	9	-	-	5	-	-	-	-	-	-	-	-	-	-	-	-	1
AGANA	79	1	20	21	10	20	20	20	20	20	20	20	20	20	20	20	-
AGANA HEIGHTS	107	-	20	25	10	20	20	20	20	20	20	20	20	20	20	20	-
AGAT	180	-	20	26	10	20	20	20	20	20	20	20	20	20	20	20	-
ASAN	76	1	18	20	10	15	10	10	10	10	10	10	10	10	10	10	-
BARRIGADA	199	-	23	84	50	30	10	10	10	10	10	10	10	10	10	10	-
CHALAN PAGO ORDOT	118	2	39	25	20	20	20	20	20	20	20	20	20	20	20	20	-
DEDEDO	576	-	47	192	260	50	15	12	12	12	12	12	12	12	12	12	-
INARAJAN	84	-	20	7	25	20	10	2	2	2	2	2	2	2	2	2	-
MANGILAO	147	-	20	71	24	20	10	2	2	2	2	2	2	2	2	2	-
MERIZO	78	-	20	11	25	10	10	2	2	2	2	2	2	2	2	2	-
MONGMONG-TOTO-MAITE	180	1	20	97	25	25	10	2	2	2	2	2	2	2	2	2	-
PITI	58	-	1	5	20	20	10	2	2	2	2	2	2	2	2	2	-
SANTA RITA	82	-	20	5	25	20	10	2	2	2	2	2	2	2	2	2	-
SINAJANA	125	-	39	40	19	20	5	2	2	2	2	2	2	2	2	2	-
TALOFOFO	84	-	20	6	25	20	10	2	2	2	2	2	2	2	2	2	-
TAMUNING	305	-	20	192	51	20	10	12	12	12	12	12	12	12	12	12	-
UMATAC	39	1	5	5	7	10	9	2	2	2	2	2	2	2	2	2	-
YIGO	113	1	20	20	40	20	10	2	2	2	2	2	2	2	2	2	-
YONA	95	-	15	43	10	15	10	2	2	2	2	2	2	2	2	2	-
MILITARY AREA	491	-	110	217	123	20	17	3	3	3	3	3	3	3	3	3	-
TRUST TERRITORY	7	-	1	1	1	1	1	1	1	1	1	1	1	1	1	1	-
U.S.A.	2	-	-	-	-	-	-	-	-	-	-	-	-	-	-	-	1
TOTAL	3234	7	499	1187	847	416	207	64	64	64	64	64	64	64	64	64	2

NATALITY - LIVE BIRTHS BY AGE OF PARENTS - 73

AGE OF MOTHER	TOTAL	UNDER 15	AGE OF FATHER					OVER 45	UNKNOWN
			15-19	20-24	25-29	30-34	35-39		
UNDER 15	7	-	-	-	-	-	-	-	7
15-19	499	-	70	192	34	12	1	2	188
20-24	1187	1	20	511	366	73	16	10	184
25-29	847	-	-	62	366	252	76	23	60
30-34	416	-	-	7	47	154	97	50	37
35-39	207	-	-	1	8	25	60	59	21
40-44	64	-	-	1	1	2	6	20	7
OVER 45	5	-	-	-	-	-	-	1	1
UNKNOWN	2	-	-	1	-	-	-	-	1
TOTAL	3234	1	90	775	822	518	256	165	506

NATALITY
Live Births by Age of Mother

Legitimacy and Sex	AGE OF MOTHER										
	All Ages	Under 15	15-19	20-24	25-29	30-34	35-39	40-44	45-49	50 & Over	Unk.
<u>Legitimate</u>	2768	0	319	1015	796	390	189	58	4	0	1
Male	1435	0	168	525	424	185	103	28	2	0	0
Female	1333	0	147	490	372	205	86	30	2	0	1
<u>Illegitimate</u>	466	7	184	172	51	26	18	6	1	0	1
Male	233	3	98	79	23	16	10	4	0	0	0
Female	232	4	85	93	28	10	8	2	1	0	1
UNK	1	0	1	0	0	0	0	0	0	0	0
TOTAL	3234	7	499	1187	847	416	207	64	5	0	2

Live Birth by Legitimacy and Sex

Sex & Legitimacy	1972	1973
<u>Both Sexes</u>	3206	3234
<u>Legitimate</u>	2812	2768
Illegitimate	394	465
Unknown	0	1
<u>Male</u>	1640	1668
<u>Legitimate</u>	1442	1435
Illegitimate	198	233
Unknown	0	0
<u>Female</u>	1566	1565
<u>Legitimate</u>	1370	1333
Illegitimate	196	232
Unknown	0	0
TOTAL	3206	3234

NATALITY
Live Births by Age of Father

Legitimacy and Sex	AGE OF FATHER												
	All Ages	Under 20	20-24	25-29	30-34	35-39	40-44	45-49	50-54	55-59	60-64	65 & Over	Unknown
Legitimate	1435	55	397	452	261	118	76	31	9	3	2	2	29
Male	1333	35	376	367	257	138	88	34	13	2	1	2	20
Female	2768	90	773	819	518	256	164	65	22	5	3	4	49
TOTAL													

Sex & Legitimacy	1972	1973
Both Sexes Legitimate	2812	2768
Unknown	0	0
Male Legitimate	1442	1435
Unknown	0	0
Female Legitimate	1370	1333
Unknown	0	0
TOTAL	2812	2768

NATALITY

LIVE BIRTHS BY RACE OF MOTHER AND MONTH OF FIRST PRENATAL VISIT

Race of Mother	Total No. of Births	Month of First Prenatal Visit										None	Not Reported
		1st	2nd	3rd	4th	5th	6th	7th	8th	9th			
All Races	3234	89	424	683	534	485	411	326	173	33	22	54	
Guamanian	1594	33	103	255	255	269	271	221	119	22	13	33	
Micronesian	151	2	8	14	17	27	24	28	19	4	2	6	
Caucasian	669	26	204	216	102	48	33	26	10	2	1	1	
Filipino	609	18	71	148	127	111	65	38	15	3	3	9	
Negro	25	2	5	6	8	0	3	0	1	0	0	0	
Japanese	64	2	17	16	6	13	3	3	3	0	1	0	
Chinese	25	3	3	3	1	7	1	2	2	2	0	1	
Other Asian	30	0	3	9	6	3	4	2	1	0	0	2	
Not Reported	11	0	2	1	2	0	1	2	0	0	1	2	
All Other	56	3	7	15	10	7	6	4	3	0	1	0	

LIVE BIRTHS BY MONTH OF FIRST PRENATAL VISIT AND NUMBER OF CHILDREN BORN TO MOTHER
GUAM, 1969

Month of First Prenatal Visit	Total No. of Births	TOTAL NUMBER OF CHILDREN BORN TO MOTHER										Unk.
		-1-	-2-	-3-	-4-	-5-	-6-	-7-	-8-	-9-	10 or More	
All Months	3234	1243	827	432	272	143	99	70	52	28	62	6
1st Month	89	41	20	9	7	4	3	3	0	0	1	1
2nd Month	424	211	121	49	24	7	2	5	0	1	4	0
3rd Month	683	284	182	95	49	29	21	7	6	2	5	3
4th Month	534	202	138	83	54	13	16	12	8	4	3	1
5th Month	485	176	123	62	45	26	15	5	15	6	12	0
6th Month	411	141	89	62	34	21	20	17	10	7	10	0
7th Month	326	113	72	43	29	22	13	11	6	7	10	0
8th Month	173	51	42	23	12	14	7	8	5	0	11	0
9th Month	33	9	8	4	6	1	1	1	1	1	1	0
No Visit	22	8	8	2	0	1	0	1	0	0	2	0
Not Reported	54	7	24	0	12	5	1	0	1	0	3	1
* PERCENTAGES												
First 3 Months	37.0	43.1	39.1	35.4	29.4	28.0	26.2	21.4	11.5	10.7	16.1	66.7
First 6 Months	81.2	84.9	81.4	83.3	78.3	69.9	77.8	70.0	75.0	71.4	56.5	83.3
Without Visit	0.7	0.6	1.0	---	---	0.7	---	1.4	---	---	3.2	---

* Percentages exclude cases for which the month of first prenatal visit was "not reported".

Natality
Live Births by Age of Mother and Birth Order

Live-Birth ORDER	TOTAL	A G E O F M O T H E R (YEARS)										50 & Over	Unknown
		Under 15	15-19	20-24	25-29	30-34	35-39	40-44	45-49				
TOTAL	3234	7	499	1187	847	416	207	64	5	0	2	0	2
First	1243	7	393	547	217	54	15	8	0	0	2	0	2
Second	827	0	89	398	246	73	20	2	0	0	0	0	0
Third	432	0	13	143	167	69	34	6	0	0	0	0	0
Fourth	272	0	2	66	98	72	27	6	0	0	0	0	0
Fifth	143	0	0	23	52	44	17	7	0	0	0	0	0
Sixth	99	0	0	4	29	38	19	7	2	0	0	0	0
Seventh	70	0	0	1	21	20	21	6	1	0	0	0	0
Eighth	52	0	0	0	10	22	15	5	0	0	0	0	0
Ninth	28	0	0	1	4	8	12	3	0	0	0	0	0
Tenth & Over	62	0	1	1	3	14	27	14	2	0	0	0	0
Unknown	6	0	1	3	0	2	0	0	0	0	0	0	0

Natality
Live Births by Type and Gestational Age

Type of Birth	G E S T A T I O N A L A G E (IN WEEKS)						NOT STATED
	TOTAL	Under 28	28-31	32-35	36-39	40 and Over	
SINGLE	3174	16	40	154	1136	1785	41
TWIN	60	0	0	16	25	19	0
OTHER	0	0	0	0	0	0	0
TOTAL	3234	16	40	170	1161	1804	41

OFFICE OF VITAL STATISTICS
DEPARTMENT OF PUBLIC HEALTH AND SOCIAL SERVICES

NATALITY

LIVE BIRTHS BY WEIGHT AT BIRTH AND GESTATION PERIOD

LIVE BIRTH WEIGHT	TOTAL	GESTATION PERIOD IN WEEKS										41 +	NOT STATED
		16 - 20	21 - 25	26 - 30	31 - 35	36 - 40	41 +	NOT STATED					
UNDER 1LB 10Z	1	0	1	0	0	0	0	0	0	0	0	0	0
1LB 20Z-2LB 30Z	6	1	2	1	0	0	0	0	0	0	0	0	0
2LB 40Z-3LB 40Z	20	0	0	8	9	2	1	0	0	0	0	0	0
3LB 50Z-4LB 60Z	63	1	0	1	26	25	7	0	0	0	0	0	0
4LB 70Z-5LB 80Z	202	0	0	2	39	129	30	0	0	0	0	0	0
5LB 90Z-6LB 90Z	821	0	2	6	48	544	203	0	0	0	0	0	0
6LB 100Z-7LB 110Z	1318	0	2	5	34	798	464	0	0	0	0	0	0
7LB 120Z-8LB 130Z	616	0	1	2	9	291	311	0	0	0	0	0	0
8LB 140Z-9LB 140Z	150	0	0	1	5	60	82	0	0	0	0	0	0
9LB 150Z-11LB 00Z	28	0	0	0	0	9	19	0	0	0	0	0	0
11LB 10Z & OVER	5	0	0	0	1	2	2	0	0	0	0	0	0
UNKNOWN	4	0	0	0	0	4	0	0	0	0	0	0	0
TOTALS	3234	2	8	27	171	1864	1121	41	0	0	0	0	0

NAIALLY - LIVE BIRTHS BY AGE OF MOTHER AND LIVE BIRTH WEIGHT - 73

LIVE BIRTH WEIGHT	TOTAL	UNDER 15	AGE OF MOTHER											UNK			
			15-19	20-24	25-29	30-34	35-39	40-44	45-49	50 &							
UNDER 1LB 10Z	1	-	-	-	-	-	-	-	-	-	-	-	-	-	-	-	1
1LB 40Z-3LB 4CZ	6	-	2	1	-	1	1	1	-	-	-	-	-	-	-	-	-
2LB 40Z-3LB 4CZ	20	1	11	1	3	1	1	1	1	2	-	-	-	-	-	-	-
3LB 50Z-4LB 6CZ	63	-	43	-	12	1	1	1	1	5	1	-	-	-	-	-	-
4LB 70Z-5LB 8CZ	202	1	10	80	-	100	-	-	-	10	1	-	-	-	-	-	-
5LB 90Z-6LB 9CZ	821	4	56	400	200	100	100	50	50	10	1	-	-	-	-	-	-
6LB 100Z-7LB 11CZ	1318	-	165	577	301	204	50	50	20	20	1	-	-	-	-	-	-
7LB 120Z-8LB 13CZ	616	1	100	100	300	5	100	100	10	10	-	-	-	-	-	-	-
8LB 140Z-9LB 14CZ	150	-	100	27	20	1	1	1	1	1	-	-	-	-	-	-	-
9LB 150Z-11LB 0CZ	28	-	10	-	10	1	1	1	1	6	-	-	-	-	-	-	-
11LB 10Z & OVER	5	-	1	1	1	1	1	1	1	-	-	-	-	-	-	-	-
UNKNOWN	4	-	1	-	-	1	1	1	1	-	-	-	-	-	-	-	1
TOTAL	3234	7	499	1187	847	416	207	207	64	5	-	-	-	-	-	-	2

NATALLY - LIVE BIRTHS BY WEIGHT - BIRTH ORDER - 73

LIVE BIRTH WEIGHT	TOTALS	BIRTH ORDER										TENTH & OVER	UNK		
		FIRST	SECOND	THIRD	FOURTH	FIFTH	SIXTH	SEVENTH	EIGHTH	NINTH					
UNDER 1LB 10Z	1	-	-	1	-	-	-	-	-	-	-	-	-	-	-
1LB 20Z-2LB 30Z	6	1	4	1	-	-	-	-	-	-	-	-	-	-	-
2LB 40Z-3LB 40Z	20	6	7	5	-	1	1	-	-	-	-	-	-	-	-
3LB 50Z-4LB 60Z	63	33	10	8	6	4	1	-	-	-	-	-	-	-	1
4LB 70Z-5LB 80Z	202	84	51	25	12	12	5	5	4	-	-	-	-	-	3
5LB 90Z-6LB 90Z	821	385	204	94	47	28	23	15	9	4	-	-	-	-	11
6LB 100Z-7LB 110Z	1318	496	341	180	119	59	38	24	20	13	-	-	-	-	26
7LB 120Z-8LB 130Z	616	183	169	92	67	30	22	18	13	7	-	-	-	-	14
8LB 140Z-9LB 140Z	150	46	33	21	17	6	6	7	3	4	-	-	-	-	7
9LB 150Z-11LB 00Z	28	7	7	5	3	3	2	-	1	-	-	-	-	-	-
11LB 10Z & OVER	5	-	-	-	1	-	-	1	2	-	-	-	-	-	1
UNKNOWN	4	2	1	-	-	-	1	-	-	-	-	-	-	-	-
TOTAL	3234	1243	827	432	272	143	99	70	52	28	-	-	-	-	62

NATALITY - LIVE BIRTH BY EDUCATION OF MOTHER AND NUMBER OF CHILDREN BORN TO MOTHER-- 73

EDUCATION OF MOTHER	TOTAL NO. OF BIRTHS	TOTAL NUMBER OF CHILDREN BORN TO MOTHER													13 & OVER	NOT REPORTED
		1	2	3	4	5	6	7	8	9	10	11	12			
NOT REPORTED	70	30	16	9	4	2	3	1	1	-	2	-	-	-	1	1
ELEMENTARY 0-8	222	43	33	18	28	23	16	11	11	7	8	5	7	12	-	-
HIGH SCHOOL 1-3	732	257	150	97	64	45	37	27	25	11	8	4	4	3	-	-
HIGH SCHOOL 4	1327	503	364	190	124	59	34	24	12	7	3	1	2	2	2	2
COLLEGE 1-3	474	222	136	59	31	9	5	5	2	3	-	-	-	-	2	2
COLLEGE 4	325	156	98	46	14	3	4	2	1	-	-	-	-	-	1	1
COLLEGE 5 & OVER	84	32	30	13	7	2	-	-	-	-	-	-	-	-	-	-
TOTAL	3234	1243	827	432	272	143	99	70	52	28	21	10	13	18	6	6

NATALITY - LIVE BIRTHS BY EDUCATION OF FATHER AND NUMBER OF CHILDREN BORN TO MOTHER-- 73

EDUCATION OF FATHER	TOTAL NO. OF BIRTHS	TOTAL NUMBER OF CHILDREN BORN TO MOTHER										13 & OVER	NOT REPORTED		
		1	2	3	4	5	6	7	8	9	10			11	12
NOT REPORTED	587	303	121	51	35	21	16	11	8	4	5	2	3	4	3
ELEMENTARY 0-8	152	26	12	12	16	19	16	5	12	5	11	2	7	9	-
HIGH SCHOOL 1-3	434	111	99	64	56	29	19	24	13	10	3	2	1	2	1
HIGH SCHOOL 4	1169	439	309	192	105	48	32	20	10	5	1	3	1	3	1
COLLEGE 1-3	464	189	135	63	31	15	11	9	7	2	1	1	-	-	-
COLLEGE 4	290	120	105	31	19	7	3	1	1	2	-	-	1	-	-
COLLEGE 5 & OVER	138	55	46	19	10	4	2	-	1	-	-	-	-	-	1
TOTAL	3234	1243	827	432	272	143	99	70	52	28	21	10	13	18	6

Nativity
 Live Births by Age of Mother and Sex of Child

SEX	AGE OF MOTHER											50 and Over	Unknown
	All Ages	Under 15	15-19	20-24	25-29	30-34	35-39	40-44	45-49	50 and Over	Unknown		
<u>Illegitimate</u>				URBAN									
TOTAL	408	7	164	153	38	20	18	6	1	0	1		
MALE	217	5	104	69	13	13	8	4	1	0	0		
FEMALE	191	2	60	84	25	7	10	2	0	0	1		
<u>LEGITIMATE</u>													
TOTAL	2418	1	263	878	709	347	169	47	4	0	0		
MALE	1263	1	139	475	375	170	77	24	2	0	0		
FEMALE	1155	0	124	403	334	177	92	23	2	0	0		
<u>Illegitimate</u>				RURAL									
TOTAL	58	1	19	19	13	6	0	0	0	0	0		
MALE	28	0	8	10	7	3	0	0	0	0	0		
FEMALE	30	1	11	9	6	3	0	0	0	0	0		
<u>LEGITIMATE</u>													
TOTAL	331	0	51	134	78	39	18	11	0	0	0		
MALE	160	0	27	67	39	14	9	4	0	0	0		
FEMALE	171	0	24	67	39	25	9	7	0	0	0		

NATALITY 73

ILLEGITIMATE LIVEBIRTHS BY AGE OF MOTHER AND NO. OF CHILDREN BORN TO MOTHER

AGE OF MOTHER IN YEARS	TOTAL ILLEG BIRTHS	TOTAL NUMBER OF CHILDREN BORN TO MOTHER											10 OR MORE	NOT REPORTED			
		-1-	-2-	-3-	-4-	-5-	-6-	-7-	-8-	-9-	-9-	-9-					
UNDER 15	7	7	-	-	-	-	-	-	-	-	-	-	-	-	-	-	-
15-19	184	155	24	3	-	-	-	-	-	-	-	-	-	-	-	-	2
20-24	172	80	53	21	12	5	-	-	-	-	-	-	-	-	-	-	1
25-29	51	9	13	12	6	3	4	-	2	1	-	-	-	-	-	-	-
30-34	26	3	2	1	8	3	5	2	1	-	-	-	-	-	-	-	-
35-39	18	2	1	1	2	1	2	1	2	1	-	-	-	-	-	-	-
40-44	6	-	-	1	-	-	-	1	-	-	-	-	-	-	-	-	-
45-49	1	-	-	-	-	-	1	-	-	-	-	-	-	-	-	-	-
50-54	-	-	-	-	-	-	-	-	-	-	-	-	-	-	-	-	-
55 & OVER	-	-	-	-	-	-	-	-	-	-	-	-	-	-	-	-	-
UNKNOWN	1	1	-	-	-	-	-	-	-	-	-	-	-	-	-	-	-
TOTAL	466	257	93	39	28	12	12	12	4	5	2	2	2	2	11	11	3

NATALITY
ILLEGITIMATE LIVE BIRTHS BY BIRTHPLACE AND AGE OF MOTHER
GUAM

Birthplace of Mother	All Ages		Age of Mother in Years												UNK
	Number	Ratio*	Under 15	15-19	20-24	25-29	30-34	35-39	40-44	45-49	50+	50+			
				Ratio *	Number	Ratio *	Number	Ratio *	Number	Ratio *	Number		Ratio *	Number	
Total	466	-	7	184	172	51	26	18	6	1	0	1	500.0		
	-	-	1000.0	368.7	145.0	60.3	62.5	87.0	93.8	200.0					
Guam	380	239.0	2	147	160	40	17	13	1	-	-	-	-		
U.S.A.	25	35.9	1	2	11	5	3	2	1	-	-	-	-		
Trust Territory	41	241.2	1	28	1	4	3	2	2	-	-	-	-		
Philippines	14	24.1	1	7	-	1	3	1	1	-	-	-	-		
Other	3	18.0	-	-	-	-	-	-	1	1	-	1	1		
JAPAN	1	37.0	-	-	-	1	-	-	-	-	-	-	-		
UNKNOWN	2	1000.0	2	-	-	-	-	-	-	-	-	-	-		


* Number of illegitimate births per 1,000 births in specific group

NATALITY - ILLEGITIMATE LIVE BIRTHS BY BIRTHPLACE OF MOTHER AND MONTH OF FIRST PRENATAL VISIT - 1973

BIRTHPLACE OF MOTHER	TOTAL ILLEG. BIRTHS	MONTH OF FIRST PRENATAL VISIT												NOT STATED	PERCENT			
		1ST	2ND	3RD	4TH	5TH	6TH	7TH	8TH	9TH	NONE	FIRST 3 MOS	FIRST 6 MOS		WITHOUT VISIT			
NOT REPORTED	2	-	-	-	-	-	-	1	-	-	-	1	-	-	-	.00	.00	50.00
GUAM	380	6	20	33	38	61	69	67	42	7	30	7	7	7	15.75	59.84	7.87	
TRUST TERRITORY	41	2	-	4	5	9	4	4	4	1	6	2	2	2	14.63	58.53	14.63	
U.S.A.	25	2	2	5	4	2	4	2	1	-	3	-	-	-	37.50	79.17	8.33	
PHILIPPINES	14	1	-	3	2	2	1	2	2	-	1	-	-	-	28.57	64.29	7.14	
ALL OTHER	3	-	-	-	-	1	1	-	1	-	-	-	-	-	.00	66.67	.00	
JAPAN	1	-	-	-	-	1	-	-	-	-	-	-	-	-	.00	100.00	.00	
TOTAL	466	11	22	45	49	76	79	76	50	8	41	9	9	16.95	60.73	8.6		

NATALITY - 73 ILLEGITIMATE LIVE BIRTHS BY EDUCATION OF MOTHER AND NUMBER OF CHILDREN BORN TO MOTHER

EDUCATION OF MOTHER	TOTAL ILLEG. BIRTHS	TOTAL NUMBER OF CHILDREN BORN TO MOTHER										10 OR MORE	NOT REPORTED	
		-1-	-2-	-3-	-4-	-5-	-6-	-7-	-8-	-9-				
NOT REPORTED	23	8	6	6	-	1	1	-	-	-	-	-	-	1
ELEMENTARY 0-8	49	19	7	5	4	1	3	1	1	1	1	1	1	-
HIGH SCHOOL 1-3	183	105	33	14	9	6	6	1	4	1	4	1	4	-
HIGH SCHOOL 4	172	102	39	11	12	3	2	2	-	-	-	-	-	1
COLLEGE 1-2	32	18	7	2	3	1	-	-	-	-	-	-	-	1
COLLEGE 4	7	5	1	1	-	-	-	-	-	-	-	-	-	-
TOTAL	466	257	93	39	28	12	12	4	5	2	11	2	11	3



DEATH - GUAM 1973

TOTAL DEATHS RECORDED 435
 DEATH LOCALLY 432
 DEATH ELSEWHERE AND RECORDED HERE 3

TOTAL DEATHS BY SEX AND PERCENT - GUAM

	NUMBER	PERCENT
MALE	267	61.4
FEMALE	167	38.4
NOT REPORTED	1	.2

T O T A L 435 100

TOTAL DEATHS BY SEX, PLACE OF DEATH AND PERCENT

PLACE	MALE	FEMALE	NOT RPT.	TOTAL	PCT.
G.M.H.	209	149	-	358	82.30
U.S.N.H.	55	13	-	68	15.63
HOME					
OTHER	3	3	-	6	1.38
OUTSIDE	-	2	1	3	.69
NOT REPORTED	-	-	-	-	-
T O T A L	267	167	1	435	100

MORTALITY - TOTAL DEATHS BY PLACE AND MONTH OF OCCURRENCE - 73

PLACE OF DEATH	TOTAL REPORTED	MONTH OF DEATH												NOT REPORTED
		JAN	FEB	MAR	APR	MAY	JUNE	JULY	AUG	SEPT	OCT	NOV	DEC	
GUAM MEMORIAL HOSP	358	28	29	23	36	32	23	18	34	40	37	26	32	-
NAVAL HOSPITAL	68	7	6	5	4	5	5	9	6	2	2	6	11	-
OTHER	6	-	-	-	-	-	1	1	-	1	2	1	-	-
OUTSIDE GUAM	3	-	1	-	-	1	-	-	-	-	-	-	1	-
TOTAL REPORTED	435	35	36	28	40	38	29	28	40	43	41	33	44	-