


GUAM

ANNUAL STATISTICAL REPORT

1974



DEPARTMENT OF PUBLIC HEALTH & SOCIAL SERVICES

PEDRO L.G. SANTOS - DIRECTOR

OFFICE OF VITAL STATISTICS STAFF:

JULITA V. SANTOS - TERRITORIAL REGISTRAR

EDWARD C. TORRES - STATISTICAL WORKER

JOSEPH A. NAUTA - STATISTICAL WORKER

ELPIDIA T. ACFALLE - CARD PUNCH OPERATOR

GOVERNMENT OF GUAM P.O. Box 2816

AGANA, GUAM 96910

TABLE OF CONTENTS

PAGE NO.

A.	<u>FOREWORD</u>	1
B.	<u>SUMMARY</u>	
	Comparative summary of Vital Events	2
C.	<u>NATALITY</u>	
	Live Births by Place of Occurrence and Month of Birth	3
	Live Births by Sex and Race	4
	Live Births by Place of Birth and Mother's Birthplace	5
	Live Births by Parents' Birthplace	6
	Live Births by Mother's Birthplace, Illegitimacy and Ratio to Total Births	7
	Live Births Reallocated to usual Residence of mother, Mother's Birthplace and Birth Rate by Village	8
	Live Births Reallocated to usual Residence and Age of Mother	9
	Live Births by Age of Parents	10
	Live Births by Age of Mother-by Legitimacy and Sex	11
	Live Births by Age of Father-by Legitimacy and Sex	12
	Live Births by Race of Mother and Month of First Prenatal Visit	13
	Live Births by Month of First Prenatal Visit and Number of Children born to Mother	14
	Live Births by Age of Mother and Birth Order	15
	Live Births by Type and Gestational Age	16
	Live Births by Weight at Birth and Gestation Period	17
	Live Births by Age of Mother and Live Birth Weight	18
	Live Births by Weight and Birth Order	19
	Live Births by Education of Mother and Number of Children born to Mother	20
	Live Births by Education of Father and Number of Children born to Mother	21
	Live Births by Age of Mother and Sex of Child	22
	Illegitimate Live Births by Age of Mother and Number of Children Born to Mother	23
	Illegitimate Live Births by Birthplace and Age of Mother	24
	Illegitimate Live Births by Birthplace of Mother and Month of First Prenatal Visit	25
	Illegitimate Live Births by Education of Mother and Number of Children born to Mother	26
D.	<u>MORTALITY</u>	
	Total Deaths by Sex and Percent	27
	Total Deaths by Sex, Place and Percent	27
	Total Deaths by Place and Month of Occurrence	28
	Deaths by Age and Sex	29
	Distribution of Deaths by Age	30

Deaths Reallocated to the "Usual Residence" of Deceased at Time of Death and Death Rate By Village	31
Total Deaths by Race, Age and Sex	32
Deaths from Specific Cause by Age and Sex	33
Total Deaths by Race, by Method of Disposition, and Autopsy Performed	34
Deaths by Age, Marital Status and Sex	35
Deaths by Age and Sex (Urban & Rural)	36
Infant Deaths by Month of Death	37
Infant Deaths by Race of Mother, by Month of Prenatal Visit	38
Infant Deaths by Age, Sex and Place of Death	39
Fetal Deaths by Sex and by Month	40
Fetal Deaths by Birthplace of Parents	41
Fetal Deaths by Age of Mother and Birth Order	42
Fetal Deaths by Cause and Gestation Period	43
Deaths from Major Cardiovascular Renal Diseases by Sex and Age	44
Tuberculosis Deaths by Age, Sex and Race	45
Accidental Deaths by Type and Month	46
Motor Vehicle Fatalities by Sex and Age	47
The Ten (10) Leading Causes of Death	48
E. <u>MARRIAGES</u>	
Marriages by Month of Marriage	49
Marriages by Previous Marital Status of Bride and Groom	49
Marriages by Place and Month of Occurrence	50
Marriages by Age and Previous Marital Status of Bride and Groom	51
Marriages by Age of Bride and Groom	52
Marriages by Race of Groom and Race of Bride	53
Marriages by Birthplace of Bride and Groom	54
Marriages by Residence of Bride and of Groom	55
F. <u>ADOPTIONS</u>	
Adoptions by Month	56
G. <u>DIVORCES</u>	
Divorces and Annulments by Month of Occurrence	57
Divorces and Annulments by Number of Children Reported under 18 years of Age	57
Divorces by Age of Husband and Age of Wife	58
Divorces by Duration of Marriage and Number of Children	59
Divorces by Duration of Marriage and Age of Husband and Wife	60
Divorces and Annulments by Legal Grounds and Duration of Marriage	61
Divorces Granted	62

H. OTHER ACTIVITIES

Nursing - Women's Health Services	63
Nursing - General Clinic Services	64
Nursing - Immunization	65
Laboratory - Examinations Performed	66
Hearing and Speech Center	67
Annual Summary of Certain Notifiable Diseases by Age	68
Annual Summary of Notifiable Diseases by Month	69
Annual Summary of Notifiable Diseases by Usual Residence	70

I. APPENDIX

Map of Guam	71
Certificate of Live Birth	72
Certificate of Death	73
Certificate of Fetal Death	74
Certificate of Marriage	75
Certificate of Divorce or Annulment	76

FOREWORD

This volume is the fifth edition of the Annual Statistical Report prepared in booklet, printed form. It contains data compiled from certificates registered with the Office of Vital Statistics (These certificates can be found on the back).


Births. For the first time, the year ended with a slight decrease in live births with a birth rate of 29.2 per 1,000 population compared to 30.9 per 1,000 in 1973, a decrease of 1.7. Deliveries at the civilian hospital, totaled 2326 and 898 deliveries in the military hospital with two (2) home deliveries. There were 9 live births from mothers under 15 years of age - seven illegitimates. Illegitimate births totaled 420 with a rate of 129.9 per 1,000 live births, a decrease as compared to 466 in 1973.

Of the 3226 births recorded for the year, 1,721 births or 53.3% occurred to mothers who made a prenatal visit during the first three months of their pregnancy. There were 1,145 or 35.5% mothers who postponed their first prenatal visit until the second trimester. There were only 30 mothers without prenatal care.

Deaths. There were 449 deaths for the year, an increase of 14 from previous year. The death rate was 4.1 based on 449 deaths per 1,000 population. Infant mortality rate was 23.3 per 1,000 live births, about the same as for 1973. With a slight increase the rate for fetal death was 12.1. Out of 39 deaths, cause unspecified was the main ill-defined condition and accounted for 10 deaths - next in line was stillbirth with 7 deaths.

Marriages. With a very slight increase, 1974 ended with a total of 2523 marriages with the rate of 22.9 per 1,000 population. As previously indicated, Japanese again rated with the highest number- 1484 Japanese grooms and 1496 Japanese brides.

Divorces. This is the third year in a row since we have started compiling statistics on divorces and annulments. The divorce has increased from 100 in 1973 to 207 in 1974 with a rate of 1.9 per 1,000 population. Annulments numbered 26, six (6) less from previous year. The ages between 35-39 accounted for the highest number of divorces.



OFFICE OF VITAL STATISTICS
DEPARTMENT OF PUBLIC HEALTH AND SOCIAL SERVICES



"SUMMARY OF VITAL STATISTICS"
GUAM, M.I.

	1972		1973		1974	
	NO.	RATES	NO.	RATES	NO.	RATES
<i>LIVE BIRTHS</i>	3206	35.1	3234	30.9	3226	29.2
<i>LEGITIMATE</i>	2812	30.8	2767	26.5	2806	25.4
<i>ILLEGITIMATE</i>	394	122.9	466	144.1	420	129.9
<i>DEATHS</i>	409	4.5	435	4.2	449	4.1
<i>INFANT DEATHS</i>	49	15.3	75	23.2	75	23.3
<i>NEONATAL DEATHS</i>	-	-	-	-	-	-
<i>MATERNAL DEATHS</i>	-	-	-	-	-	-
<i>FETAL DEATHS</i>	36	11.2	33	10.2	39	12.1
<i>MARRIAGES</i>	2095	22.9	2510	24.0	2523	22.9
<i>DIVORCES</i>	109	1.2	100	1.0	207	1.9
<i>ADOPTION</i>	162	1.8	180	1.7	74	0.7

(110,294, Department of Commerce)

BIRTH AND DEATH RATES PER 1,000 POPULATION. ↑ INFANT, NEONATAL, MATERNAL, AND FETAL DEATH RATES PER 1,000 LIVE BIRTHS.

Guam.



NATALITY - LIVE BIRTHS BY PLACE OF OCCURRENCE AND MONTH OF BIRTH FOR 1974

PLACE OF OCCURRENCE	TOTAL REPORTED	M O N T H O F B I R T H												NOT REPORTED
		JAN	FEB	MAR	APR	MAY	JUN	JUL	AUG	SEPT	OCT	NOV	DEC	
GUAM MEMORIAL HOSP	2326	203	161	185	187	180	191	195	190	186	236	212	200	-
NAVAL HOSPITAL	898	76	66	76	73	76	74	80	83	68	69	83	74	-
OTHER	2	-	-	-	1	-	-	-	-	1	-	-	-	-
TOTAL REPORTED	3226	279	227	261	261	256	265	275	273	255	305	295	274	-

NATALITY - LIVE BIRTHS BY SEX AND RACE FOR**74**

RACE	MALE	FEMALE	NOT REPORTED
GUAMANIAN	519	472	-
MICRONESIAN	46	40	-
CAUCASIAN	435	371	-
FILIPINO	390	360	-
NEGRO	15	25	-
JAPANESE	25	18	-
CHINESE	14	13	-
OTHER ASIAN	11	13	-
ALL OTHERS	25	16	-
NOT REPORTED	213	205	-
TOTAL	1693	1533	-

NATALITY - LIVE BIRTH BY PLACE OF BIRTH AND MOTHER'S BIRTHPLACE - 1974

MOTHER'S BIRTHPLACE	TOTAL ALL PLACES	P L A C E O F B I R T H			NOT REPORTED
		G.M. HOSPITAL	U.S.N. HOSP.	OTHER OUTSIDE	
NOT REPORTED	1	1	-	-	-
GUAM	1468	1347	120	1	-
TRUST TERRITORY	154	138	16	-	-
U.S.A.	726	143	582	1	-
PHILIPPINES	660	555	105	-	-
ALL OTHER	158	94	64	-	-
JAPAN	59	48	11	-	-
T O T A L	3226	2326	898	2	-

NATALITY - LIVE BIRTHS BY PARENTS' BIRTHPLACE FOR 1974

MOTHER'S BIRTHPLACE	TOTAL ALL PLACES	FATHER'S BIRTHPLACE						UNKNOWN
		GUAM	USA	TRUST TERRITORY	PHILIPPINES	OTHER	JAPAN	
NOT REPORTED	1	1	-	-	-	-	-	-
GUAM	1468	868	108	45	106	6	1	334
TRUST TERRITORY	154	41	16	47	4	3	-	43
U.S.A.	726	51	618	6	18	13	2	18
PHILIPPINES	660	19	34	2	586	2	-	17
ALL OTHER	158	18	63	2	8	58	6	3
JAPAN	59	3	14	1	3	4	28	6
TOTAL ALL PLACES	3226	1001	853	103	725	86	37	421

NATALITY - LIVE BIRTHS BY MOTHER'S BIRTHPLACE, ILLEGITIMACY AND RATIO TO TOTAL BIRTHS - 1974

MOTHER'S BIRTHPLACE	TOTAL ALL PLACES	L E G I T I M A C Y						RATIO TO TOTAL BIRTH	
		L E G I T I M A C Y			I L L E G I T I M A C Y			MALE	FEMALE
		MALE	FEMALE	UNKNOWN	MALE	FEMALE	UNKNOWN		
NOT REPORTED	1	1	-	-	-	-	-	.0 TO 0	.0 TO 0
GUAM	1468	602	535	-	176	155	-	8.3 TO 1	9.5 TO 1
TRUST TERRITORY	154	64	47	-	23	20	-	6.7 TO 1	7.7 TO 1
U.S.A.	726	367	342	-	5	12	-	145.2 TO 1	60.4 TO 1
PHILIPPINES	660	331	312	-	8	9	-	82.5 TO 1	73.3 TO 1
ALL OTHER	158	88	67	-	1	2	-	158.0 TO 1	79.0 TO 1
JAPAN	59	23	27	-	4	5	-	14.8 TO 1	11.8 TO 1
T O T A L	3226	1476	1330	-	217	203	-	14.9 TO 1	15.9 TO 1

NATALITY - 1974
LIVE BIRTHS REALLOCATED TO USUAL RESIDENCE OF MOTHER,
(MOTHER'S BIRTH PLACE AND BIRTH RATE BY VILLAGE)

MOTHER'S USUAL RESIDENCE	TOTAL	GUAM	MOTHER'S BIRTHPLACE		BIRTHPLACE			* POPULA-	BIRTH	**
			T.T.	U.S.	P.I.	OTHER	JAPAN	UNKNOWN	TION	RATE
NOT REPORTED	10	2	1	3	3			1		
AGANA	57	28	3	8	10	5	3		1,259	45.3
AGANA HEIGHTS	71	43	4	9	12	3			4,075	17.4
AGAT	181	101	7	16	55		2		13,000	13.9
ASAN	69	42	3	8	13	3			2,146	32.2
BARRIGADA	199	141	17	9	27	5			6,456	30.8
CHALAN PAGO ORDDT	109	81	11	2	11	4			3,209	34.0
DEDEDO	583	242	25	57	229	17	13		15,000	38.9
INARAJAN	64	61	1	1		1			2,000	32.0
HANGILAD	128	72	15	15	22	4			6,000	21.3
MERIZO	60	55		5					2,042	29.4
MONGMONG-TOTO-MAITE	171	94	21	22	23	7	4		3,177	53.8
PITI	37	22	1	9	5				1,250	29.6
SANTA RITA	94	60	3	10	16	5			4,094	23.0
SINAJANA	89	71	3	7	5	3			6,000	14.8
TALOFOFO	89	69	3	9	6	1	1		1,965	45.3
TAMUNING	350	91	17	59	112	43	28		16,340	21.4
UMATAC	28	27				1			1,222	22.9
YIGO	116	57	2	18	31	8			4,300	27.0
YONA	109	87	5	9	4	3	1		3,000	36.3
MILITARY AREA	598	22	7	447	72	43	7		--	--
TRUST TERRITORY	13		4	3	4	2			--	--
OTHER	1		1						--	--
T O T A L	3226	1468	154	726	660	158	59	1	96,535	33.4

* AS RELEASED BY CHIEF COMMISSIONER'S OFFICE. VILLAGE BREAKDOWN NOT AVAILABLE AT DEPARTMENT OF COMMERCE
 ** AS PER 1,000 POPULATION

NATALITY - BIRTHS REALLOCATED - TO USUAL RESIDENCE - AND AGE OF MOTHER 1974

USUAL RESIDENCE	TOTAL	AGE OF MOTHER								50 & OVER	UNK
		UNDER 15	15-19	20-24	25-29	30-34	35-39	40-44	45-49		
NOT REPORTED	10	-	3	4	3	-	-	-	-	-	-
AGANA	57	1	11	23	12	9	1	-	-	-	-
AGANA HEIGHTS	71	-	12	32	17	5	4	1	-	-	-
AGAT	181	-	31	67	40	19	16	7	1	-	-
ASAN	69	-	14	25	14	9	5	2	-	-	-
BARRIGADA	199	-	41	71	50	25	6	4	1	1	-
CHALAN PAGO ORDOT	109	-	23	28	29	17	8	4	-	-	-
DEDEDO	583	2	70	205	161	90	40	13	2	-	-
INARAJAN	64	-	13	20	20	7	4	-	-	-	-
MANGILAO	128	1	21	48	34	16	6	2	-	-	-
MERIZO	60	-	11	19	24	4	1	-	1	-	-
MONGMONG-TOTO-HAITE	171	1	34	50	47	21	14	4	-	-	-
PITI	37	1	7	16	7	3	1	2	-	-	-
SANTA RITA	94	-	20	30	24	12	3	5	-	-	-
SINAJANA	89	1	17	34	19	11	5	2	-	-	-
TALOFOFO	89	-	21	35	19	7	4	2	1	-	-
TAMUNING	350	1	43	112	96	67	20	11	-	-	-
UMATAC	28	-	5	14	6	2	1	-	-	-	-
YIGO	116	1	18	37	32	13	10	5	-	-	-
YONA	109	-	25	42	27	13	1	1	-	-	-
MILITARY AREA	598	-	30	254	212	68	31	3	-	-	-
TRUST TERRITORY	13	-	-	2	5	6	-	-	-	-	-
OTHER	1	-	1	-	-	-	-	-	-	-	-
T O T A L	3226	9	471	1168	898	424	181	68	6	1	-

NAI TAL I T Y - L I V E B I R T H S B Y A G E O F P A R E N T S - 1 9 7 4

AGE OF MOTHER	TOTAL	AGE OF FATHER							OVER 45	UNKNOWN
		UNDER 15	15-19	20-24	25-29	30-34	35-39	40-44		
UNDER 15	9	-	-	1	1	-	-	-	-	7
15-19	471	-	71	178	42	9	3	-	-	168
20-24	1168	-	16	523	369	86	19	6	4	145
25-29	898	-	-	57	411	250	68	28	20	64
30-34	424	-	-	3	50	164	102	46	38	21
35-39	181	-	-	2	5	25	59	43	36	11
40-44	68	-	-	-	4	2	5	19	27	11
OVER 45	7	-	-	-	-	1	1	1	4	-
UNKNOWN	-	-	-	-	-	-	-	-	-	-
TOTAL	3226	-	87	764	882	537	257	143	129	427

NATALITY
Live Births by Age of Mother

Legitimacy and Sex	AGE OF MOTHER										
	All Ages	Under 15	15-19	20-24	25-29	30-34	35-39	40-44	45-49	50 & Over	Unk.
	<u>Legitimate</u>	2806	2	307	1024	836	404	169	57	6	1
Male	1476	1	148	545	438	212	95	35	1	1	0
Female	1330	1	159	479	398	192	74	22	5	0	0
<u>Illegitimate</u>	420	7	164	144	62	20	12	11	0	0	0
Male	217	3	84	75	34	10	6	5	0	0	0
Female	203	4	80	69	28	10	6	6	0	0	0
TOTAL	3226	9	471	1168	898	424	181	68	6	1	0

Live Birth by Legitimacy and Sex

Sex & Legitimacy	1973	1974
Both Sexes	3234	3226
Legitimate	2768	2806
Illegitimate	465	420
Unknown	1	0
Male	1668	1693
Legitimate	1435	1476
Illegitimate	233	217
Unknown	0	0
Female	1565	1533
Legitimate	1333	1330
Illegitimate	232	203
Unknown	0	0
TOTAL	3234	3226

NATALITY
Live Births by Age of Father

Legitimacy and Sex	AGE OF FATHER												
	All Ages	Under 20	20-24	25-29	30-34	35-39	40-44	45-49	50-54	55-59	60-64	65 & Over	Unknown
Legitimate	1476	43	384	474	283	135	77	48	15	9	1	1	6
Male	1330	43	377	406	251	121	65	34	13	5	0	1	14
TOTAL	2806	86	761	880	534	256	142	82	28	14	1	2	20

Sex & Legitimacy	1973	1974
Both Sexes Legitimate	2768	2806
Unknown	0	0
Male Legitimate	1435	1476
Unknown	0	0
Female Legitimate	1333	1330
Unknown	0	0
TOTAL	2768	2806

NATALITY - LIVE BIRTHS BY RACE OF MOTHER AND MONTH OF FIRST PRENATAL VISIT - 1974

RACE OF MOTHER	TOTAL NO. OF BIRTHS	PRENATAL VISIT										NOT REPORTED		
		1ST	2ND	3RD	4TH	5TH	6TH	7TH	8TH	9TH	NONE			
NOT REPORTED	2	-	-	-	-	-	-	-	1	-	-	1	-	-
MICRONESIAN	140	5	9	25	17	18	21	23	10	6	4	4	2	-
CAUCASIAN	706	95	197	236	93	42	29	8	3	2	-	-	1	-
FILIPINO	711	92	130	188	107	90	49	31	13	5	4	4	2	-
NEGRO	29	2	6	11	5	2	2	1	-	-	-	-	-	-
JAPANESE	68	10	14	16	9	10	4	2	1	2	-	-	-	-
CHINESE	33	8	7	9	3	5	-	-	1	-	-	-	-	-
OTHER ASIAN	51	9	14	11	5	6	4	1	1	-	-	-	-	-
ALL OTHER	48	6	14	10	5	6	2	2	-	1	-	-	2	-
GUAMANIAN	1438	130	197	270	214	218	179	123	55	16	21	15	2	-
ALL RACES	3226	357	588	776	458	397	290	191	85	32	30	22	2	-

MORTALITY
LIVE BIRTHS BY MONTH OF FIRST PRENATAL VISIT AND NUMBER OF CHILDREN BORN TO MOTHER

MONTH OF FIRST PRENATAL VISIT	TOTAL NO. OF BIRTHS	TOTAL NUMBER OF CHILDREN BORN TO MOTHER										10 OR MORE	UNKNOWN	
		1	2	3	4	5	6	7	8	9				
NONE	30	11	7	5	-	-	3	2	1	1	1	1	-	-
NOT REPORTED	22	4	5	3	3	2	2	2	1	1	1	1	2	-
1st MONTHS	357	156	87	57	25	12	6	7	4	1	1	1	1	1
2nd MONTHS	588	244	188	66	44	9	7	2	2	3	3	3	3	1
3rd MONTHS	776	287	247	116	51	15	8	4	9	8	3	4	5	1
4th MONTHS	458	156	144	75	35	9	4	4	7	3	3	4	4	1
5th MONTHS	397	120	117	56	20	11	11	6	6	5	5	8	8	-
6th MONTHS	290	91	75	38	25	18	8	8	4	1	1	11	11	-
7th MONTHS	191	48	44	30	19	14	6	6	4	1	1	11	11	-
8th MONTHS	85	22	20	21	20	14	3	3	4	1	1	6	6	-
9th MONTHS	32	10	9	3	5	2	-	-	1	1	1	1	1	-
ALL MONTHS	3226	1149	943	443	266	150	89	58	48	24	52	4		
* PERCENTAGES														
FIRST 3 MONTHS	53.34	59.79	55.35	53.95	45.11	41.33	33.70	37.93	31.35	50.00	17.30	75.0		
FIRST 6 MONTHS	88.84	91.73	90.98	90.29	85.33	84.00	76.70	77.58	66.66	83.33	66.53	100.00		
WITHIN VISIT	.93	.95	.74	1.12	-	-	3.37	3.44	2.08	4.16	-	-		

* Percentages exclude cases for which the month of first prenatal visit was - NOT REPORTED:

Natality
Live Births by Age of Mother and Birth Order

Live-Birth ORDER	TOTAL	AGE OF MOTHER (YEARS)										50 & Over	Unknown
		Under 15	15-19	20-24	25-29	30-34	35-39	40-44	45-49				
TOTAL	3226	9	471	1168	898	424	181	68	6	1	0		
First	1149	9	342	481	237	59	17	3	-	1	-		
Second	943	-	108	450	265	97	19	3	1	-	-		
Third	443	-	19	149	164	94	11	6	-	-	-		
Fourth	266	-	1	67	100	56	35	5	2	-	-		
Fifth	150	-	-	18	60	43	22	7	-	-	-		
Sixth	89	-	-	3	37	28	14	7	-	-	-		
Seventh	58	-	-	-	18	20	15	5	-	-	-		
Eighth	48	-	-	-	9	12	16	9	2	-	-		
Ninth	24	-	-	-	2	7	10	5	-	-	-		
Tenth & Over	52	-	-	-	3	8	22	18	1	-	-		
Unknown	4	-	1	-	3	-	-	-	-	-	-		

M A T A L I T Y - 74
LIVE BIRTHS BY TYPE AND GESTATIONAL AGE

T Y P E O F B I R T H	G E S T A T I O N A L A G E (I N W E E K S)						
	TOTAL	UNDER 28	28-31	32-35	36-39	40 & OVER	NOT REPORTED
NOT REPORTED	-	-	-	-	-	-	-
SINGLE	3173	23	30	170	1146	1775	29
TWIN	53	4	2	11	27	9	-
OTHER	-	-	-	-	-	-	-
TOTAL	3226	27	32	181	1173	1784	29

NATALITY - LIVE BIRTHS BY WEIGHT AT BIRTH AND GESTATION PERIOD - 74

LIVE BIRTH WEIGHT	TOTAL	GESTATION PERIOD IN WEEKS							NOT STATED
		16-20	21-25	26-30	31-35	36-40	41+		
UNDER 1LB 10Z	1	1	-	-	-	-	-	-	-
1LB 20Z-2LB 30Z	13	1	4	7	1	-	-	-	-
2LB 40Z- 3LB 40Z	20	-	2	12	4	1	1	-	-
3LB 50Z- 4LB 60Z	36	-	-	3	21	9	1	2	2
4LB 70Z- 5LB 80Z	208	-	-	5	39	140	22	2	2
5LB 90Z- 6LB 90Z	849	1	1	4	53	587	197	6	6
6LB 100Z- 7LB 110Z	1296	1	1	5	52	791	438	8	8
7LB 120Z- 8LB 130Z	643	1	-	-	19	335	281	7	7
8LB 140Z- 9LB 140Z	123	-	-	-	1	55	64	3	3
9LB 150Z-11LB 00Z	25	-	-	-	-	7	17	1	1
11LB 10Z & OVER	4	-	-	1	-	5	2	-	-
UNKNOWN	4	-	-	-	-	3	1	-	-
TOTALS	3226	5	8	37	190	1939	1024	29	29

NATALITY - LIVE BIRTHS BY AGE OF MOTHER AND LIVE BIRTH WEIGHT - 1974

LIVE BIRTH WEIGHT	TOTAL	AGES OF MOTHER										UNK		
		15	15-19	20-24	25-29	30-34	35-39	40-44	45-49	50 +				
UNDER 1LB 10Z	1	-	1	-	-	-	-	-	-	-	-	-	-	-
1LB 20Z-2LB 30Z	13	-	3	6	4	-	-	-	-	-	-	-	-	-
2LB 40Z- 3LB 40Z	20	-	4	11	-	2	1	-	-	-	-	-	-	-
3LB 50Z- 4LB 60Z	36	-	9	12	8	3	1	1	-	-	-	-	-	-
4LB 70Z- 5LB 80Z	208	-	45	80	41	22	7	-	-	-	-	-	-	-
5LB 90Z- 6LB 90Z	849	2	164	298	228	94	16	3	1	-	-	-	-	-
6LB 100Z- 7LB 110Z	1296	5	180	476	373	170	26	1	-	-	-	-	-	-
7LB 120Z- 8LB 130Z	643	1	56	238	187	105	16	1	-	-	-	-	-	-
8LB 140Z- 9LB 140Z	123	-	9	37	45	19	1	-	-	-	-	-	-	-
9LB 150Z-11LB 00Z	25	-	-	6	8	6	-	-	-	-	-	-	-	-
11LB 10Z & OVER	8	-	-	3	2	3	-	-	-	-	-	-	-	-
UNKNOWN	4	1	-	1	2	-	-	-	-	-	-	-	-	-
TOTALS	3226	9	471	1168	898	424	68	6	1	-	-	-	-	-

NATALITY - LIVE BIRTHS BY WEIGHT - BIRTH ORDER - 74

LIVE BIRTH WEIGHT	TOTALS	BIRTH ORDER										TENTH & OVER	UNK		
		FIRST	SECOND	THIRD	FOURTH	FIFTH	SIXTH	SEVENTH	EIGHTH	NINTH					
UNDER 1LB 10Z	1	1	-	-	-	-	-	-	-	-	-	-	-	-	-
1LB 20Z-2LB 30Z	13	4	6	-	2	-	1	-	-	-	-	-	-	-	-
2LB 40Z-3LB 40Z	20	5	11	3	-	-	-	1	-	-	-	-	-	-	-
3LB 50Z-4LB 60Z	36	14	13	1	6	2	-	-	-	-	-	-	-	-	-
4LB 70Z-5LB 80Z	208	89	62	21	10	8	7	3	4	2	2	2	2	2	-
5LB 90Z-6LB 90Z	849	367	233	101	60	25	26	13	8	1	12	12	12	12	3
6LB 100Z-7LB 110Z	1296	433	390	195	115	68	31	20	12	9	22	22	22	22	1
7LB 120Z-8LB 130Z	643	188	189	92	56	41	20	17	17	8	15	15	15	15	-
8LB 140Z-9LB 140Z	123	39	31	21	13	4	3	3	6	3	-	-	-	-	-
9LB 150Z-11LB 00Z	25	5	4	8	2	2	1	1	1	1	-	-	-	-	-
11LB 10Z & OVER	8	2	3	-	2	-	-	-	-	-	-	-	-	1	-
UNKNOWN	4	2	1	1	-	-	-	-	-	-	-	-	-	-	-
TOTALS	3226	1149	943	443	266	150	89	58	48	24	52	52	52	52	4

NATALITY - LIVE BIRTH BY EDUCATION OF MOTHER AND NUMBER OF CHILDREN BORN TO MOTHER- 1974

EDUCATION OF MOTHER	TOTAL NO. OF BIRTHS	TOTAL NUMBER OF CHILDREN BORN TO MOTHER											13 & OVER	NOT REPORTED			
		1	2	3	4	5	6	7	8	9	10	11			12		
NOT REPORTED	20	10	3	2	1	2	-	-	1	-	-	-	-	-	-	-	1
ELEMENTARY 0-8	183	32	34	23	20	11	18	11	11	5	9	3	-	-	6	-	-
HIGH SCHOOL 1-3	736	237	167	113	68	41	33	23	21	11	11	3	3	5	-	-	-
HIGH SCHOOL 4	1363	465	452	189	117	64	28	19	9	6	7	1	-	4	-	2	-
COLLEGE 1-3	490	211	155	53	31	23	8	4	4	1	-	-	-	-	-	-	-
COLLEGE 4	339	151	107	49	22	5	2	1	2	-	-	-	-	-	-	-	-
COLLEGE 5 & OVER	95	43	25	14	7	4	-	-	-	1	-	-	-	-	-	1	-
TOTAL	3226	1149	943	443	266	150	89	58	48	24	27	7	3	15	4	-	-

NATALITY - LIVE BIRTH BY EDUCATION OF FATHER AND NUMBER OF CHILDREN BORN TO MOTHER- 1974

EDUCATION OF FATHER	TOTAL NO. OF BIRTHS	TOTAL NUMBER OF CHILDREN BORN TO MOTHER											13 & OVER	NOT REPORTED	
		1	2	3	4	5	6	7	8	9	10	11			12
NOT REPORTED	476	246	87	47	29	19	15	5	11	3	5	1	1	5	2
ELEMENTARY 0-8	134	17	20	19	19	13	14	15	5	4	4	1	-	3	-
HIGH SCHOOL 1-3	370	90	101	50	43	20	25	11	12	4	7	3	1	3	-
HIGH SCHOOL 4	1271	425	423	188	114	55	21	15	11	7	5	1	1	3	2
COLLEGE 1-3	529	196	162	80	32	24	11	8	5	5	4	1	-	1	-
COLLEGE 4	306	128	102	32	21	13	3	3	2	-	2	-	-	-	-
COLLEGE 5 & OVER	140	47	48	27	8	6	-	1	2	1	-	-	-	-	-
T O T A L	3226	1149	943	443	266	150	89	58	48	24	27	7	3	15	4

Nativity
Live Births by Age of Mother and Sex of Child

SEX	AGE OF MOTHER										50 and Over	Unknown
	All Ages	Under 15	15-19	20-24	25-29	30-34	35-39	40-44	45-49	50 and Over		
<u>Illegitimate</u>				URBAN								
TOTAL	375	5	143	135	51	19	11	11				
MALE	195	4	75	70	26	10	5	5				
FEMALE	180	1	68	65	25	9	6	6				
<u>LEGITIMATE</u>												
TOTAL	2506	1	256	907	756	368	160	53	4	1		
MALE	1311	1	120	483	394	193	87	31	1	1		
FEMALE	1195	-	136	424	362	175	73	22	3	-		
<u>Illegitimate</u>				RURAL								
TOTAL	44	2	20	11	9	1	1					
MALE	23	-	9	7	6	-	1					
FEMALE	21	2	11	4	3	1	-					
<u>LEGITIMATE</u>												
TOTAL	277	1	48	110	73	30	9	4	2	-		
MALE	152	-	28	56	40	16	8	4	-	-		
FEMALE	125	1	20	54	33	14	1	-	2	-		

NATALITY- 1974
 ILLEGITIMATE LIVEBIRTHS BY AGE OF MOTHER AND NO. OF CHILDREN BORN TO MOTHER

AGE OF MOTHER IN YEARS	TOTAL ILLEG BIRTHS	TOTAL NUMBER OF CHILDREN BORN TO MOTHER										10 OR MORE	NOT REPORTED		
		-1-	-2-	-3-	-4-	-5-	-6-	-7-	-8-	-9-					
UNDER 15	7	7	-	-	-	-	-	-	-	-	-	-	-	-	-
15-19	164	133	27	4	-	-	-	-	-	-	-	-	-	-	-
20-24	146	71	38	20	12	3	1	-	-	-	-	-	-	1	-
25-29	60	11	6	13	12	6	8	-	-	2	-	-	-	-	-
30-34	20	5	2	-	3	3	3	1	1	1	1	-	-	-	-
35-39	12	2	2	-	-	-	1	2	2	2	-	-	-	-	-
40-44	11	1	-	-	-	2	1	1	1	2	2	-	-	-	-
45-49	-	-	-	-	-	-	-	-	-	-	-	-	-	-	-
50-54	-	-	-	-	-	-	-	-	-	-	-	-	-	-	-
55 & OVER	-	-	-	-	-	-	-	-	-	-	-	-	-	-	-
UNKNOWN	-	-	-	-	-	-	-	-	-	-	-	-	-	-	-
TOTAL ALL AGES	420	230	75	37	27	14	14	4	7	3	8	1	-	-	-

NATALITY
ILLEGITIMATE LIVE BIRTHS BY BIRTHPLACE AND AGE OF MOTHER
GUAM

Birthplace of Mother	All Ages		Age of Mother in Years										UNK
	Number	Ratio*	Under 15	15-19	20-24	25-29	30-34	35-39	40-44	45-49	50+		
			Ratio *										
Total	420		7	164	146	60	20	12	11	-	-	-	
		130.2	777.8	346.8	125.0	66.8	47.2	66.3	161.8	-	-	-	
Guam	331	225.5	7	140	109	48	10	9	8	-	-	-	
U.S.A.	17	23.4	-	9	4	2	1	1	-	-	-	-	
Trust Territory	43	279.2	-	12	20	7	4	-	-	-	-	-	
Philippines	17	25.8	-	1	7	2	5	-	2	-	-	-	
Other	3	19.0	-	2	1	-	-	-	-	-	-	-	
JAPAN	9	152.5	-	-	5	1	-	2	1	-	-	-	
UNKNOWN	-	-	-	-	-	-	-	-	-	-	-	-	

*Number of illegitimate births per 1,000 births in specific group

ILLEGITIMATE LIVE BIRTHS BY BIRTHPLACE OF MOTHER AND MONTH OF FIRST PRENATAL VISIT
GUAM, 1974

Birthplace of Mother	Total Illeg. Births	Month of First Prenatal Visit										Percent *			
		1st	2nd	3rd	4th	5th	6th	7th	8th	9th	None	Not Stated	First 3 Mos.	First 6 Mos.	Without Visit
Total	420	19	36	58	54	67	75	55	26	10	14	6	26.73	73.50	3.34
Guam	331	11	26	43	45	54	63	46	19	9	11	4	24.16	73.11	3.32
U.S.A.	17	5	5	2	1	2	1	-	-	-	1	-	70.59	94.11	5.88
Trust Territory	43	-	1	10	2	7	8	5	6	1	2	1	25.58	65.12	4.65
Philippines	17	1	1	2	3	2	3	4	-	-	-	1	23.52	70.59	.00
Other	3	-	1	-	2	-	-	-	-	-	-	-	33.33	100.00	.00
JAPAN	9	2	2	1	1	2	-	-	1	-	-	-	55.55	88.88	.00

NATALITY - 1974 ILLEGITIMATE LIVE BIRTHS BY EDUCATION OF MOTHER AND NUMBER OF CHILDREN BORN TO MOTHER

EDUCATION OF MOTHER	TOTAL ILLEG BIRTHS	TOTAL NUMBER OF CHILDREN BORN TO MOTHER										10 OR MORE	NOT REPORTED	
		-1-	-2-	-3-	-4-	-5-	-6-	-7-	-8-	-9-				
NOT REPORTED	5	4	-	-	-	1	-	-	-	-	-	-	-	-
ELEMENTARY 0-8	41	16	6	2	2	3	4	1	1	1	1	5	-	-
HIGH SCHOOL 1-3	188	99	31	19	13	7	7	3	4	2	3	-	-	-
HIGH SCHOOL 4	148	84	34	15	7	3	2	-	2	-	-	-	1	-
COLLEGE 1-2	30	20	3	1	5	-	1	-	-	-	-	-	-	-
COLLEGE 4	6	5	1	-	-	-	-	-	-	-	-	-	-	-
COLLEGE 5 & OVER	2	2	-	-	-	-	-	-	-	-	-	-	-	-
T O T A L	420	230	75	37	27	14	14	4	7	3	8	1		

